
















Globally reliable

NEWSLETTER RS4/1



	ccm											
Motor AUK from chassis no. 8H-7-011-001	3123	6	188 kW (255 PS)	A4 Cabriolet 3.2 FSI (quattro)	01/06-03/09	84,500	1,00 1,20 2,00	910 IF NIT S 931 P 947 EX NIT S		8950920000	1	STD
Motor AUK, BKH from chassis no. 4F-6-190-001	3123	6	188 kW (255 PS)	A6 / S6 3.2 FSI (quattro)	05/04-05/09							
Motor AUK, BKH from chassis no. 8E-6-285-001	3123	6	188 kW (255 PS)	A4 3.2 FSI (quattro)	01/05-03/09							
Motor BPK from chassis no. 4E-6-024-001	3123	6	191 kW (260 PS)	A8 3.2 FSI (quattro)	06/05-07/10							
Motor BYU from chassis no. 4F-6-190-001	3123	6	183 kW (249 PS)	A6 3.2 FSI quattro	09/06-10/08							
















BMW

Globally reliable

	ccm											
Dieselmotor N47 C16 A	1598	4	82 kW (112 PS)	MINI Cabriolet (R57) Cooper D	06/10-	78,000	1,75	910 IF CKS		8907450000	1	STD
Dieselmotor N47 C16 A	1598	4	66 kW (90 PS)	MINI CLUBMAN (R55) One D, MINI CLUBMAN (R55) Cooper D	03/10-06/15		1,75 2,00	911 IF U 947 EX CR P		5000		0,50
Dieselmotor N47 C16 A	1598	4	66 kW (90 PS)	MINI COUNTRYMAN (R60) One D, MINI COUNTRYMAN (R60) Cooper D, MINI COUNTRYMAN (R60) Cooper D ALL4	06/10-							
Dieselmotor N47 C16 A	1598	4	82 kW (112 PS)	MINI PACEMAN (R61) Cooper D, MINI PACEMAN (R61) Cooper D ALL4	09/12-							
Dieselmotor N47 D16 A	1598	4	70 kW - 85 kW (95 - 116 PS)	1 (F20) 114 d, 1 (F21) 114 d, 1 (F20) 116 d ed, 1 (F21) 116 d ed	07/12-							

DAEWOO - CHEVROLET (GM)



























	ccm											
Motor A 12 XEL	1229	4	51 kW (69 PS)	AVEO 1.2, SONIC 1.2	03/11	73,400	1,20	910 NIT S		8935200000	1	STD
Motor A 12 XER	1229	4	63 kW (86 PS)	AVEO 1.2, SONIC 1.2, SPIN 1.2	03/11-		1,20 2,00	931 P 777 NIT S		5000		0,50
Motor A 14 XER	1398	4	74 kW (100 PS)	AVEO 1.4, CRUZE 1.4, SONIC 1.4	03/11-							



DAIMLER-MERCEDES BENZ

Globally reliable












	ccm										
Dieselmotor OM626.951, OM622.951	1598	4	65 kW - 100 kW (88 - 136 PS)	C-KLASSE (S205/W205) C 180 BlueTEC / d, C-KLASSE (S205/W205) C 200 BlueTEC / d, VITO (W447) 109 CDI / 111 CDI / 111 BlueTEC	05/14-	80,000	2,00 1,75 2,00	913 PVD 911 IF U 947 EX NIT S 	8938220000	1	STD














	ccm											
Dieselmotor OM 642.867	2987	6	185 kW (252 PS)	S-KLASSE (W222, V222, X222) S 350 BlueTEC 4-matic	02/14-	83,000	2,00 2,00 2,00	916 IF NIT S PVD 911 IF U CR 947 EX NIT S		8910870000	1	STD
Dieselmotor OM 642.820	2987	6	150 kW - 170 kW (204 - 231 PS)	GL-CLASS (X164) GL 320 CDI / 350 BlueTEC 4-matic, M-CLASS (W164) ML 300 CDI 4-matic, M-CLASS (W164) ML 350 CDI 4-matic	09/09-12/12							
Dieselmotor OM 642.822	2987	6	195 kW (265 PS)	GL-KLASSE (X164) GL 350 CDI 4-matic, M-KLASSE (W164) ML 350 CDI 4-matic	09/10-							
Dieselmotor OM 642.826	2987	6	179 kW (243 PS)	GL-KLASSE (X166) GL 350 CDI / BlueTec 4-matic, GLE (W166) 350 d 4-matic, GLE (C292) 350 d 4-matic, GLS (X166) 350 d 4-matic, M-KLASSE (W166) ML 350 BlueTEC 4-matic	06/11-							
Dieselmotor OM 642.830	2987	6	170 kW (231 PS)	C-CLASS (S204/W204) C 350 CDI	08/07-08/14							
Dieselmotor OM 642.832	2987	6	170 kW (231 PS)	C-CLASS (S204/W204) C 300 CDI 4-matic, C 350 CDI 4-matic, GLK-CLASS (X204) 350 CDI 4-matic	07/09-08/14							
Dieselmotor OM 642.834	2987	6	195 kW (265 PS)	C-KLASSE Kombi (S204/W204) C 350 CDI	06/11-08/14							
Dieselmotor OM 642.835	2987	6	195 kW (265 PS)	GLK-KLASSE (X204) 350 CDI 4-matic	07/12-06/15							
Dieselmotor OM 642.836	2987	6	170 kW (231 PS)	E-KLASSE (A207/C207) E 350 CDI	01/09-							
Dieselmotor OM 642.838	2987	6	185 kW - 198 kW (252 - 265 PS)	E-KLASSE (A207/C207) E 350 BlueTEC	04/11-							
Dieselmotor OM 642.850	2987	6	150 kW - 170 kW (204 - 231 PS)	E-KLASSE (S212/W212) E 300 CDI, E 350 BlueTEC, E 350 CDI, E 300 CDI / BlueTEC	01/09-							
Dieselmotor OM 642.852	2987	6		E-CLASS (S212/W212) E 300 CDI / BlueTEC, CLS (C218) CLS 350 BlueTEC	11/09-							
Dieselmotor OM 642.853	2987	6	195 kW (265 PS)	CLS Shooting Brake (X218) CLS 350 CDI, CLS (C218) CLS 350 BlueTEC / d	01/11-							
Dieselmotor OM 642.854	2987	6	195 kW (265 PS)	CLS Shooting Brake (X218) CLS 350 CDI 4-matic, CLS (C218) CLS 350 CDI 4-matic	09/11-							
Dieselmotor OM 642.855	2987	6	190 kW (258 PS)	E-KLASSE (W213) E 350 d	01/16-							
Dieselmotor OM 642.856	2987	6	170 kW (231 PS)	E-KLASSE (S212/W212) E 350 CDI 4-matic	09/09-							
Dieselmotor OM 642.858	2987	6	185 kW - 195 kW (252-265 PS)	E-KLASSE (S212/W212) E 350 BlueTEC 4-matic, E-KLASSE (S212/W212) E 350 CDI 4-matic, CLS Shooting Brake (X218) CLS 350 d 4-matic, CLS (C218) CLS 350 BlueTEC 4-matic	03/11-							
Dieselmotor OM 642.861	2987	6	190 kW (258 PS)	S-KLASSE (W222, V222, X222) S 350 BlueTEC / d	05/13-							
Dieselmotor OM 642.862	2987	6	190 kW (258 PS)	S-KLASSE (W221) S 350 BlueTec	04/11-12/13							
Dieselmotor OM 642.868	2987	6	190 kW (258 PS)	S-KLASSE (W221) S 350 BlueTEC 4-matic	04/11-12/13							



Globally reliable

DAIMLER-MERCEDES BENZ













	ccm										
Dieselmotor OM 642.870	2987	6	157 kW (214 PS)	R-KLASSE (W251, V251) R 280 CDI, R 300 CDI, R 320 CDI 4-matic, R 350 CDI 4-matic	01/06-						
Dieselmotor OM 642.872	2987	6	195 kW (265 PS)	R-KLASSE (W251, V251) R 280 CDI, R 300 CDI, R 350 CDI	05/06-						
Dieselmotor OM 642.886	2987	6	155 kW (211 PS)	G-KLASSE (W463) G 350 CDI	07/11						
Dieselmotor OM 642.887	2987	6	180 kW (245 PS)	G-KLASSE (W463) G 350 d	06/15						
Dieselmotor OM 642.890	2987	6	165 kW (224 PS)	VITO / MIXTO 122 CDI	09/10-						
Dieselmotor OM 642.910	2987	6	165 kW (224 PS)	C-KLASSE (S203/W203) C 320 CDI, CLK (A209/C209) 320 CDI, E-KLASSE (W211) E 320 CDI 4-matic	01/05-08/07						
Dieselmotor OM 642.920	2987	6	140 kW - 200 kW (190-272 PS)	E-KLASSE (S211/W211) E 280 T CDI, E 320 T CDI 4-matic, E 320 BlueTEC, CLS (C219) CLS 320 CDI, CLS 350 CDI	01/05-12/10						
Dieselmotor OM 642.921	2987	6	140 kW (190 PS)	E-KLASSE (S211/W211) E 280 T CDI 4-matic	03/05-07/09						
Dieselmotor OM 642.930	2987	6	155 kW - 173 kW (211-235 PS)	S-KLASSE (W221) S 320 CDI, S-KLASSE (W221) S 350 CDI,	10/05-12/13						
Dieselmotor OM 642.932	2987	6	155 kW - 173 kW (211-235 PS)	S-KLASSE (W221) S 320 CDI 4-matic	10/05-12/13						
Dieselmotor OM 642.940	2987	6	140 kW - 170 kW (190-231PS)	M-KLASSE (W164) ML 350 CDI 4-matic, ML 320 CDI 4-matic, ML 300 CDI 4-matic, ML 280 CDI 4-matic, GL-KLASSE (X164) GL 320 CDI 4-matic, GL 350 CDI 4-matic,	07/05-						
Dieselmotor OM 642.950	2987	6	140 kW - 165 kW (190-224 PS)	R-KLASSE (W251, V251) R 280 CDI, R 300 CDI, R 320 CDI, R 350 CDI	01/06-						
Dieselmotor OM 642.960	2987	6	165 kW (224 PS)	C-KLASSE (S204/W204) C 320 CDI, C 350 CDI	01/07-01/14						
Dieselmotor OM 642.961	2987	6	165 kW (224 PS)	C-KLASSE (S204/W204) C 320 CDI 4-matic, C 350 CDI 4-matic, GLK-KLASSE (X204) 320 CDI 4-matic	07/07-01/14						
Dieselmotor OM 642.970	2987	6	165 kW (224 PS)	G-KLASSE (W463) G 320 CDI	09/06-						
Dieselmotor OM 642.990	2987	6	150 kW - 165 kW (204-224 PS)	V-KLASSE (W639) CDI 3.0, VIANO (W639) CDI 3.0	03/06-						
Dieselmotor OM 642.992, OM 642.993	2987	6	135 kW (184 PS)	SPRINTER 3,5-t (906) 318 CDI, 319 CDI, 218 CDI, 219 CDI SPRINTER 4,6-t (906) 319 CDI 418 CDI, 419 CDI SPRINTER 5-t (906) 518 CDI, 519 CDI	06/06-						














	ccm											
Motor M1CA, M1CB	999	3	92 kW (125 PS)	MONDEO V 1.0 EcoBoost	02/12-	71,900	1,00	910 S PVD		8921750000	1	STD
Motor M1DA	998	3	88 kW (120 PS)	ECOSPORT 1.0 Ti-VCT Ecoboost	08/12-		1,20 2,00	931 P 777 S PVD		5000		0,50
Motor M1DA	998	3	92 kW (125 PS)	GRAND C-MAX 1.0 EcoBoost	02/12-							
Motor M1JA	998	3	88 kW (120 PS)	FOCUS III 1.0 EcoBoost	10/12-							
Motor M1JC	998	3	92 kW (125 PS)	C-MAX II 1.0 EcoBoost	10/13-							
Motor M1JE, M1JH	998	3	92 kW (125 PS)	B-MAX (JK) 1.0 EcoBoost	09/12-							
Motor M2DA	998	3	74 kW (100 PS)	FIESTA VI 1.0 EcoBoost	02/12-							
Motor M2DA, SFDA	998	3	74 kW (100 PS)	FOCUS III 1.0 EcoBoost	10/12-							
Motor M2GA	998	3	74 kW (100 PS)	C-MAX II 1.0 EcoBoost	02/13-							
Motor M2GA, M2GB	998	3	74 kW (100 PS)	GRAND C-MAX 1.0 EcoBoost	11/13-							
Motor P4JA, P4JB, P4JC, P4JD	998	3	59 kW (80 PS)	TRANSIT CONNECT 1.0 EcoBoost	10/12-							
Motor SFCA, SFCB, SFCC, SFCD	998	3	74 kW (100 PS)	TOURNEO CONNECT / GRAND TOURNEO CONNECT 1.0 EcoBoost	02/14-							
Motor SFJA, SFJB, SFJC, SFJD	998	3	74 kW (100 PS)	FIESTA VI 1.0 EcoBoost	10/12-							
Motor XMJA, XMJB	998	3	48 kW (65 PS)	TOURNEO COURIER 1.0 EcoBoost	01/13-							
Motor YYJA, YYJB	998	3	103 kW (140 PS)	TRANSIT COURIER 1.0 EcoBoost	05/14-							
Motor YYJC	998	3	103 kW (140 PS)	B-MAX (JK) 1.0 EcoBoost	02/16-							
Motor YYJD	998	3	103 kW (140 PS)	ECOSPORT 1.0 EcoBoost	03/16-							



GREAT WALL

Globally reliable















	ccm											
Dieselmotor GW4D20	1996	4	110 kW (150 PS)	Great Wall Wingle 5		83,100	2,00 1,75 2,50	910 IF CKS P 931 P 947 CR P		7962500000 5000	4	STD 0,50













	ccm											
Motor G4NA, G4NC (MPI, GDI)	1999	4	100 kW (149 PS)	Creta 2.0	08/2016	81,000	1,00 1,20 2,00	910 IF NIT S 931 IF U 777 CR S		7924060000	4	STD
Motor G4NA, G4NC (MPI, GDI)	1999	4	112 kW (152 PS)	ix35 2.0, Elantra 2.0, i40 2.0, Tucson 2.0, Sonata 2.0	01/11-							
Motor G4NB	1797	4	110 kW - 118 kW (147 - 160 PS)	Elantra 1.8	01/11-							
Dieselmotor D4EB	2188	4	102 kW - 114 kW (139 - 155 PS)	GRANDEUR (TG) 2.2 CRDi, SANTA FÉ II (CM) 2.2 CRDi	09/07-08/10	87,000	2,50 2,00 3,00	916 NIT S PVD 911 IW CR P 947 EX NIT S		7924960000 5000	4	STD 0,50



KIA

Globally reliable















	ccm											
Motor G4NA	1999	4	113 kW (154 PS)	SOUL II 2.0, Shuma 2.0	02/14-	81,000	1,00	910 IF NIT S		7924060000	4	STD
Motor G4NC (GDI)	1999	4	122 kW - 130 kW (166 - 177 PS)	SPORTAGE 2.0, RONDO IV 2.0, FORTE 2.0, CERATO 2.0, OPTIMA 2.0 CARENS IV 2.0	03/13-		1,20 2,00	931 IF U 777 CR S	 			













	ccm										
Dieselmotor D 2066 LF 25, D 2066 LF 26 D 2066 LF 27, D 2066 LF 28, D 2066 LF 40, D 2066 LF 41, D 2066 LF 43	10518	6	235 kW - 324 kW (320 - 440 PS)	TGA 28.430, TGA 28.440, TGA 26.430, TGA 26.440, TGA 18.440, TGA 18.430, TGX 35.440, TGX 28.440, TGX 26.440, TGX 24.440, TGS 41.440, TGS 37.440, TGS 35.440, TGS 33.440, TGS 26.440, TGS 24.440	05/04-	120,000	3,50 3,00 4,00	914 CKS 911 CR P 947 EX CR 	8931380000	1	STD



mitsubishi

Globally reliable

	ccm											
Motor 6G73 For OE No. MD370494	2497	6	122 kW (163 PS)	Diamante 2.5 V6		83,500	1,20 1,20 2,50	910 NIT S 931 P 777 NIT S		7987840000	6	STD
Motor 6G74 For OE No. MN119685	3497	6	135 kW (184 PS)	Pajero 3.5 V6		93,000	1,50 1,50 3,00	910 IF NIT S 931 P 777 NIT S		7987850000	6	STD
Motor 4P10 For OE No. MK667801	2998	4	110 kW (150 PS)	Canter 3.0 D		95,800	2,31 2,00 2,50	914 NIT S 911 P 947 EX NIT S		7987860000	4	STD

	ccm											
Motor RB20E	1998	6	96 kW - 110 kW (130-145 PS)	Skyline, Laurel 2.0L		78,000	1,50 1,50 2,80	910 NIT S 911 CR P 777 CR S		7990500000	6	STD



OPEL

Globally reliable

	ccm											
Motor A 10 XEP	998	3	44 kW - 48 kW (60 - 65 PS)	CORSA D 1.0	07/06-	73,400	1,20	910 NIT S		8935200000 5000	1	STD 0,50
Motor A 12 XEL	1229	4	51 kW (69 PS)	CORSA D 1.2	06/10-		1,20	931 P				
Motor A 12 XER	1229	4	63 kW (86 PS)	CORSA D 1.2	06/10-		2,00	777 NIT S				
Motor A 14 XEL	1398	4	64 kW (87 PS)	ASTRA J 1.4	12/09-							
Motor A 14 XER	1398	3	64 kW (87 PS)	CORSA D 1.4	09/09-							
Motor A 14 XEL, B 14 XEL	1398	4	64 kW (87 PS)	ADAM 1.4	10/12-							
Motor A 14 XER	1398	4	74 kW (100 PS)	ASTRA J 1.4, ASTRA GTC J 1.4	12/09-							
Motor A 14 XER	1398	4	74 kW (100 PS)	CORSA D 1.4	06/10-							
Motor A 14 XER, B 14 XER	1398	4	74 kW (101 PS)	ADAM 1.4	10/12-							
Motor A 14 XER, B 14 XER	1398	4	74 kW (100 PS)	MERIVA B 1.4	06/10-							
Motor A 14 XFL	1398	4	111 kW (151 PS)	AMPERA EV 150	11/11-							
Motor B 12 XEL	1229	4	51 kW (69 PS)	CORSA E 1.2	09/14-							
Motor B 14 XEJ	1398	4	55 kW (75 PS)	CORSA E 1.4	09/14-							
Motor B 14 XEL	1398	4	66 kW (90 PS)	CORSA E 1.4	09/14-							
Motor A 16 XER	1598	4	85 kW (116 PS)	INSIGNIA 1.6	07/08-	79,000	1,20	910 NIT S				
Motor A 16 XER, B 16 XER	1598	4	85 kW (116 PS)	MOKKA 1.6	06/12-		1,20	931 P				
Motor A 16 XER, Z 16 XER	1598	4	85 kW (116 PS)	ASTRA H 1.6	12/06-		2,00	777 NIT S				
Motor A 16 XER, Z 16 XER	1598	4	85 kW (115 PS)	ZAFIRA B 1.6	01/08-							
Motor A 16 XER, B 16 XER	1598	4	85 kW (115 PS)	ASTRA J 1.6	12/09-							
Dieselmotor R9M.408	1598	4	66 kW - 85 kW (90 - 116 PS)	VIVARO 1.6 CDTI	06/14-	80,000	2,00	913 PVD				
Dieselmotor R9M.450	1598	4	85 kW - 107 kW (116 - 145 PS)	VIVARO 1.6 CDTI	06/14-		1,75	911 IF U				
Dieselmotor Z 20 DM	1991	4	93 kW (127 PS)	ANTARA 2.0 CDTI	09/08-	83,000	2,00	947 EX NIT S				
Dieselmotor Z 20 DMH	1991	4	110 kW (150 PS)	ANTARA 2.0 CDTI	05/06-		2,00	916 NIT S PVD				
							3,00	911 IF P				
								947 EX NIT S				













	ccm											
Dieselmotor R9M.402, R9M.404 from 30.09.2013	1598	4	96 kW (130 PS)	SCÉNIC III 1.6 dCi, MEGANE III 1.6 dCi, MEGANE CC 1.6 dCi, GRAND SCÉNIC III 1.6 dCi, FLUENCE 1.6 dCi	04/11-	80,000	2,00 1,75 2,00	913 PVD 911 IF U 947 EX NIT S		8938220000	1	STD
Dieselmotor R9M.408	1598	4	66 kW - 85 kW (90 - 116 PS)	TRAFIC III 1.6 dCi 90, TRAFIC III 1.6 dCi 115	05/14-							
Dieselmotor R9M.409	1598	4	96 kW (130 PS)	ESPACE V 1.6 dCi 130, MEGANE IV 1.6 dCi 130, MEGANE IV Grandtour 1.6 dCi 130, TALISMAN 1.6 dCi 130, TALISMAN Grandtour 1.6 dCi 130	06/15-							
Dieselmotor R9M.413	1598	4	70 kW (95 PS)	TRAFIC III Bus 1.6 dCi 95	07/15-							
Dieselmotor R9M.414	1598	4	96 kW (130 PS)	KADJAR 1.6 dCi 130	06/15-							
Dieselmotor R9M.450	1598	4	88 kW - 103 kW (120 - 140 PS)	TRAFIC III 1.6 dCi 120, TRAFIC III 1.6 dCi 140	05/14-							
Dieselmotor R9M.452, R9M.453	1598	4	92 kW - 118 kW (125 - 160 PS)	TRAFIC III 1.6 dCi 125, TRAFIC III 1.6 dCi 145, TALISMAN Grandtour 1.6 dCi 160, TALISMAN 1.6 dCi 160, ESPACE V 1.6 dCi 160	06/15-							



SCANIA

Globally reliable

	ccm											
Dieselmotor DC 13.05	12742	6	294 kW (400 PS)	Serie P,G,R,T G 400, R 400, IRIZAR PB 12.35, IRIZAR PB 12.37, IRIZAR PB 12.92, 13.87, 15.37	03/08-	130,000	3,50 3,00 4,00	914 IF CKS S 911 IW U CR 947 EX CKS S		8939280000	1	STD
Dieselmotor DC 13.06	12742	6	265 kW (360 PS)	Serie P,G,R,T G 360, P 360, R 360	03/08-							
Dieselmotor DC 13.07	12742	6	353 kW (480 PS)	Serie P,G,R,T G 480, R 480, P 480, IRIZAR PB 12.35, IRIZAR PB 12.37, IRIZAR PB 12.92, 13.87, 15.37	04/04-							
Dieselmotor DC 13.10	12742	6	324 kW (441 PS)	Serie P,G,R,T G 440, R 440, IRIZAR PB 12.35, IRIZAR PB 12.37, IRIZAR PB 12.92, 13.87, 15.37	03/08-							
Dieselmotor DC 13.109	12742	6	324 kW (441 PS)	Serie P,G,R,T G 440, R 440	03/08-							
Dieselmotor DC 13.110	12742	6	353 kW (480 PS)	Serie P,G,R,T G 480, R 480, P 480	04/04-							













	ccm											
Motor F6A-N For OE No. 12140-51F10	657	3	47 kW (64 PS)	Alto 0.7		65,000	1,00 1,20 2,00	910 CR S 911 P 777 NIT S		7994050000	3	STD



TOYOTA

Globally reliable

	ccm											
Motor 1ZR-FE	1598	4	91 kW (124 PS)	TOYOTA AURIS 1.6 VVTi	03/07 - 09/12	80,500	1,00	910 IF NIT S		7999460000	4	STD
Motor 2ZR-FE	1798	4	103 kW (140 PS)	TOYOTA COROLLA 1.8 VVTi, TOYOTA YARIS 1.8 VVTi	01/07-		1,00 1,50	931 FE S 777 CR S				

	ccm											
Dieselmotor D16C550, D16C610	16120	6	396 kW - 449 kW (539 - 610 PS)	Volvo FH16	01/03-	144,000	4,50 3,50 4,00	914 IW CKS 911 IF U 947 EX NIT S		8951650000	1	STD